



1 inch  
Test  
Square



STICK SHEET & HERE



Direction  
of  
fabric.  
pattern

BOTTOM.

CUT OFF OR FOW BACK AND STICK TO SHEET 1

16" (2)

2 1/4

4 1/2

LINING X1

STICK SHEET 3 HERE

3

1 inch  
Test  
Square

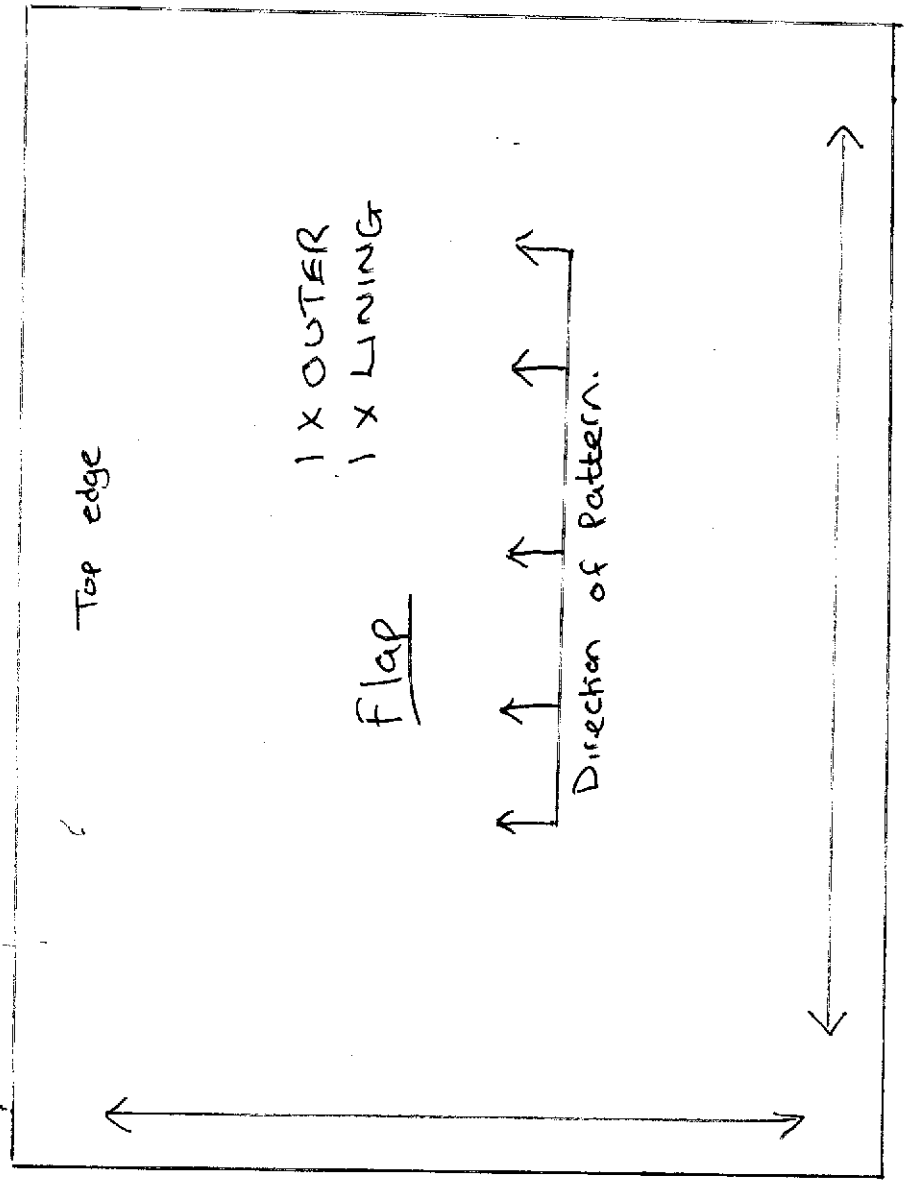
This Square  
Should measure  
1 inch.

CUT OFF OR FOLD BACK AND STICK TO SHEET 2

TOP



10"



Top edge

1 X OUTER  
1 X LINING

Flap



Direction of Pattern.